

London Borough of Hammersmith and Fulham

Parsons Green Prep School

 Bronze accredited

Travel plan as at 08.01.18

01/09/2017 - 31/08/2018

School information

Current Level

Bronze accredited

Awarded

September 2017

Valid until

August 2018

Basic information

Opening hours

08:00 - 17:00

Student school hours

08:00 - 16:00

Breakfast club opening hours

08:00 - 08:30

Extended school visiting time

16:45

Number of staff

40

Site crossing points

0 crossings

Site crossing patrol

No

Joint access

Unknown

Travel and planning

Bus routes

14,224,220,414

Bus stop procedure

Unknown

Catchment area

2016 pupil postcode data shows that of the pupils attending Parsons Green Prep School: 66.7% live within 1 kilometre of the school 94.7% live within 2 kilometres of the school 98.0% live within 3 kilometres of the school We are most fortunate that 67% of our pupils live within one kilometre of the school and 98% live within three kilometres of the school. These statistics support the information gathered through our surveys of the enthusiasm the school population has for embracing environment-friendly means of travel to and from school.

Expansion plans

Unknown

Engineering measures

zigzag keep clear zone to be installed

Other travel information

Unknown

Rules relating to school travel

Unknown

Notes about travel in the area

Unknown

Cycle routes

Unknown

Facilities and parking

Covered sheffield stand

Unknown

Sheffield stand

0 spaces

Cycle racks

18 spaces

Other cycle parking

Unknown

Scooter parking

28 spaces

Access to car park

No car park available

Helmet lockers

Unknown

Student storage lockers

Unknown

Staff storage lockers

Unknown

Staff shower facilities

No

Number of entrances

0 entrances

Local speed limit

0 mph

Motorcycle parking

Unknown

Staff parking

Unknown

Staff car share parking

Unknown

Disabled parking

Unknown

Visitor parking

Unknown

Coach parking

No

Edubase data

Address

1 Fulham Park Road
London
SW6 4LJ

2073719009

[Go to website](#)

Phase of education

Not applicable

School type

Other Independent School

Gender

Mixed

Age range

4 - 11

Number of pupils

150

DfE Number

205/6401

URN

134010

Status

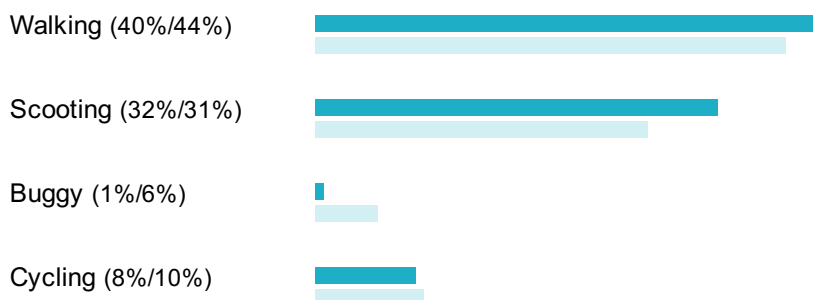
Open

Survey Groups

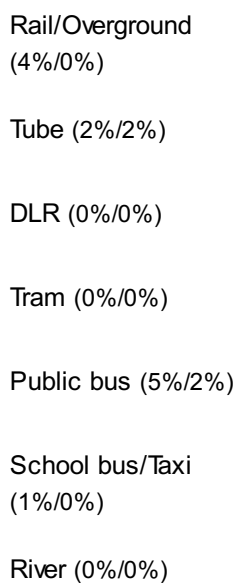
2017/18 survey

Participants	Date	Responses	Response rate
Pupils & staff	16/10/2017	163	100%

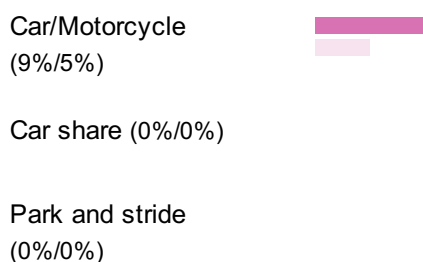
Active travel (80%/91%)



Public transport (11%/4%)



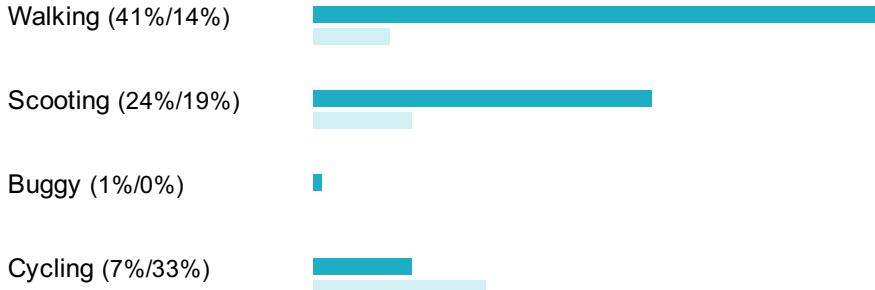
Car (9%/5%)



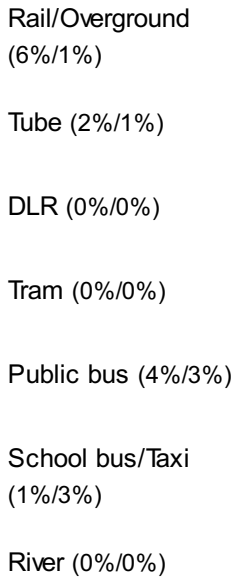
2016/17 survey

Participants	Date	Responses	Response rate
Pupils & staff	13/01/2017	184	96%

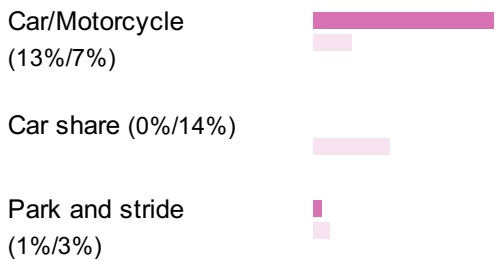
Active travel (73%/67%)



Public transport (13%/9%)



Car (14%/25%)



2015/2016 Survey

Participants	Date	Responses	Response rate
Pupils & staff	02/02/2016	180	97%

Active travel (66%/92%)

Walking (49%/55%)

Scooting (12%/22%)

Buggy (0%/0%)

Cycling (5%/15%)

Public transport (15%/6%)

Rail/Overground (3%/0%)

Tube (7%/0%)

DLR (0%/0%)

Tram (0%/0%)

Public bus (6%/6%)

School bus/Taxi (0%/0%)

River (0%/0%)

Car (19%/1%)

Car/Motorcycle (16%/0%)

Car share (0%/1%)

Park and stride (3%/0%)

2014/2015 Survey

Participants	Date	Responses	Response rate
Pupils & staff	15/10/2014	209	119%

Active travel (71%/75%)

Walking (42%/30%)

Scooting (21%/22%)

Buggy (0%/0%)

Cycling (9%/24%)

Public transport (12%/10%)

Rail/Overground (3%/1%)

Tube (3%/2%)

DLR (0%/0%)

Tram (0%/0%)

Public bus (6%/2%)

School bus/Taxi (0%/5%)

River (0%/0%)

Car (17%/15%)

Car/Motorcycle (12%/7%)

Car share (1%/7%)

Park and stride (4%/1%)

2013/2014 Survey

Participants	Date	Responses	Response rate
Puplis	01/09/2013	16	0%

Active travel (69%/69%)

Active travel	69%	69%
---------------	-----	-----

Walking (56%/31%)

Walking	56%	31%
---------	-----	-----

Scooting (13%/6%)

Scooting	13%	6%
----------	-----	----

Buggy (0%/0%)

Buggy	0%	0%
-------	----	----

Cycling (0%/31%)

Cycling	0%	31%
---------	----	-----

Public transport (13%/13%)

Public transport	13%	13%
------------------	-----	-----

Rail/Overground (0%/0%)

Rail/Overground	0%	0%
-----------------	----	----

Tube (6%/6%)

Tube	6%	6%
------	----	----

DLR (0%/0%)

DLR	0%	0%
-----	----	----

Tram (0%/0%)

Tram	0%	0%
------	----	----

Public bus (6%/6%)

Public bus	6%	6%
------------	----	----

School bus/Taxi (0%/0%)

School bus/Taxi	0%	0%
-----------------	----	----

River (0%/0%)

River	0%	0%
-------	----	----

Car (19%/19%)

Car	19%	19%
-----	-----	-----

Car/Motorcycle (0%/0%)

Car/Motorcycle	0%	0%
----------------	----	----

Car share (6%/6%)

Car share	6%	6%
-----------	----	----

Park and stride (13%/13%)

Park and stride	13%	13%
-----------------	-----	-----

2012/2013 Survey

Participants	Date	Responses	Response rate
Pupils & staff	01/09/2012	192	0%

Active travel (66%/71%)

Walking (40%/39%)

Scooting (19%/21%)

Buggy (0%/0%)

Cycling (7%/11%)

Public transport (9%/7%)

Rail/Overground (2%/1%)

Tube (2%/2%)

DLR (0%/0%)

Tram (0%/0%)

Public bus (5%/5%)

School bus/Taxi (0%/0%)

River (0%/0%)

Car (25%/22%)

Car/Motorcycle (22%/13%)

Car share (3%/9%)

Park and stride (0%/0%)

2011/2012 Survey

Participants	Date	Responses	Response rate
Puplis	01/03/2012	177	0%

Active travel (77%/85%)

Mode	Current (%)	Target (%)
Walking	44%	42%
Scooting	23%	0%
Buggy	0%	0%
Cycling	11%	42%

Walking (44%/42%)

Scooting (23%/0%)

Buggy (0%/0%)

Cycling (11%/42%)

Public transport (9%/4%)

Mode	Current (%)	Target (%)
Rail/Overground	0%	0%
Tube	1%	4%
DLR	0%	0%
Tram	0%	0%
Public bus	8%	0%
School bus/Taxi	0%	0%
River	0%	0%

Rail/Overground (0%/0%)

Tube (1%/4%)

DLR (0%/0%)

Tram (0%/0%)

Public bus (8%/0%)

School bus/Taxi (0%/0%)

River (0%/0%)

Car (14%/11%)

Mode	Current (%)	Target (%)
Car/Motorcycle	14%	4%
Car share	0%	7%
Park and stride	0%	0%

Car/Motorcycle (14%/4%)

Car share (0%/7%)

Park and stride (0%/0%)

2008/2009 Survey

Participants	Date	Responses	Response rate
Puplis	03/07/2009	403	0%

Active travel (79%/77%)

Walking (40%/16%)

Scooting (0%/0%)

Buggy (0%/0%)

Cycling (39%/62%)

Public transport (6%/6%)

Rail/Overground (0%/1%)

Tube (0%/0%)

DLR (0%/0%)

Tram (0%/0%)

Public bus (6%/5%)

School bus/Taxi (0%/0%)

River (0%/0%)

Car (16%/16%)

Car/Motorcycle (15%/15%)

Car share (0%/1%)

Park and stride (0%/0%)

Stories

Bikers breakfast: Walking, Cycling and Road Safety

Our story

Bikers breakfast to be held this year on 20.06.17

Posters deigned by children.children invited to share a healthy breakfast at school between 8:15am to 8:45am in the Hall. The school created stickers to hand out. Information will be provided tp children/parents on how well the school is doing to encourage active travel.

Dates of activity

10/10/2017 - 10/10/2017

Number of participants

120
